

Data for better lives

An aerial night photograph of Tallinn, Estonia. The city is illuminated with warm yellow lights from buildings and streets. In the foreground, a large commercial building complex is visible, featuring signs for 'myfitness' and 'PLAZA'. To the right, a modern building with a curved facade displays logos for 'Nordea', 'Swedbank', 'VAPIANO', and 'Nordic Hambaklinnik'. The background shows the city's harbor, a church spire, and the sea under a twilight sky.

Mart Mägi
Director General
Statistics Estonia

e-Estonia timeline



2000 –
2002



2003 –
2005



2006 –
2008



2009 –
2011



2012 –
2014



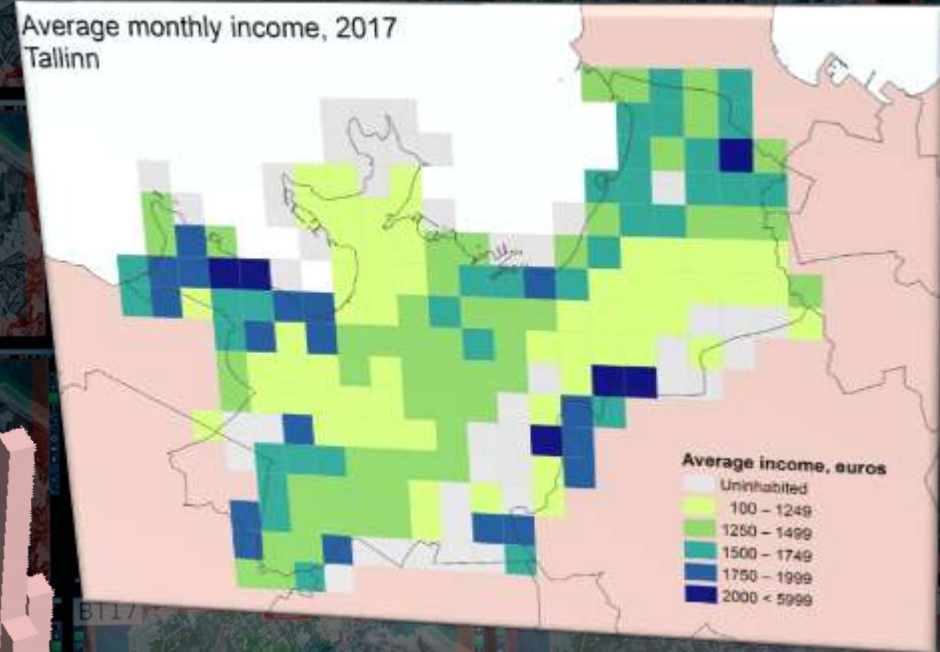

2015 –
2018

data for making
citizens' lives
better



where to establish business

Where are the citizens?
What is average income in the area?
Where are competitors in the area?



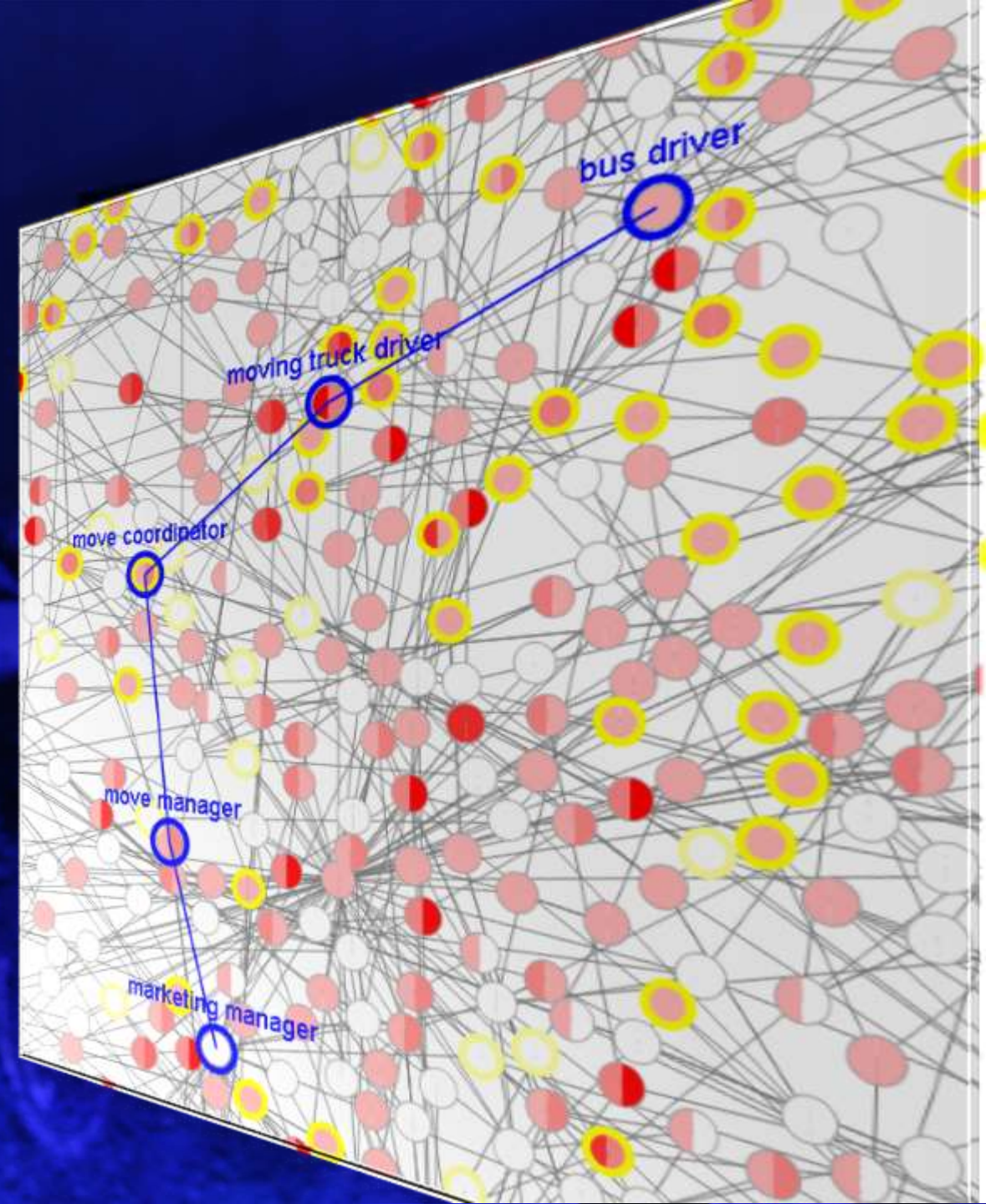
Number of population, 2016

new public services

Differences between supply and demand on the job market at EU as well as at regional level

Analyses which jobs are most vulnerable to digitalisation

Side effect – “career path finder”



data leadership

Clear and honest principles bring enlightenment.

- + once-only but twice-used
- + privacy-by-design
- + technology or money is not the solution.

Challenges: 5G



thank you!

